

	X430AJ	X500AJ	X600AJ	X770AJ	X1000AJ
<b>Platform Height</b>	43' 6" (13.30 m)	49' (14.95 m)	59' 3" (18.05 m)	77' 5" (23.60 m)	100' (30.48 m)
<b>Horizontal Outreach</b>	21' 7" (6.60 m)	23' (7.00 m)	30' (9.1 m)	43' (13.1 m)	54' 2" (16.50 m)
<b>Swing</b>	360° Non-continuous	360° Non-continuous	360° Non-continuous	360° Non-continuous	360° Non-continuous
<b>Max. Platform Capacity</b>	500 lb (227 kg)	500 lb (227 kg)	500 lb (227 kg)	500 lb (227 kg)	500 lb (227 kg)
<b>Platform Rotation</b>	124° (+/-62°)	124° (+/-62°)	124° (+/-62°)	124° (+/-62°)	180° (+85/-95°)
<b>Jib (range of articulation)</b>	89° (0/-89)	89° (0/-89)	89° (0/-89)	89° (+0/-89)	180° (+85/-95°)
<b>Platform Size</b>	58" x 30" (1.47 x 0.76 m)	58" x 30" (1.47 x 0.76 m)	58" x 30" (1.47 x 0.76 m)	58" x 30" (1.47 x 0.76 m)	63" x 28" (1.60 x 0.71 m)
<b>Overall Width</b>	29" (0.75 m)	31" (0.78 m)	31" (0.78 m)	39" (0.99 m)	47" (1.19 m)
<b>Stowed Height</b>	6' 6" (1.98 m)	6' 6" (1.98 m)	6' 6" (1.98 m)	6' 6" (1.98 m)	6' 6" (1.98 m)
<b>Outrigger Footprint</b>	9' 8" x 9' 8" (3.0 m x 3.0 m)	10' 5" x 10' 5" (3.17 x 3.17 m)	10' 7" x 10' 7" (3.22 x 3.22 m)	14' 6" x 14' 3" (4.41 x 4.31 m)	18' 2" x 16' 5" (5.49 x 5 m)
<b>Narrow</b>	N/A	N/A	N/A	19' 2" x 9' 3" (5.84 x 2.81 m)	22' x 12' 2" (6.71 x 3.71 m)
<b>Stowed Length</b>	13' 2" (4.02 m)	14' 10" (4.53 m)	16' 5" (5.01 m)	20' 9" (6.34 m)	21' 3" (6.48 m)
<b>Without Basket</b>	11' 2" (3.40 m)	13' 8" (4.16 m)	15' 3" (4.65 m)	19' 7" (5.98 m)	19' 3" (5.80 m)
<b>Track Length</b>	4' 1" (1.24 m)	4' 1" (1.24 m)	4' 10" (1.47 m)	6' 10" (2.08 m)	6' 10" (2.08 m)
<b>Weight*</b>	4,392 lb (1,992 kg)	5,071 lb (2,300 kg)	6,571 lb (2,980 kg)	9,665 lb (4,385 kg)	16,790 lb (7,616 kg)
<b>Ground Bearing Pressure</b>					
<b>Outriggers</b>	34.1 psi (2.40 kg/cm <sup>2</sup> )	35.53 psi (2.49 kg/cm <sup>2</sup> )	44.09 psi (3.09 kg/cm <sup>2</sup> )	65.3 psi (4.50 kg/cm <sup>2</sup> )	58 psi (4.1 kg/cm <sup>2</sup> )
<b>Tracks</b>	8.20 psi (0.58 kg/cm <sup>2</sup> )	9.72 psi (.68 kg/cm <sup>2</sup> )	9.28 psi (.65 kg/cm <sup>2</sup> )	7.8 psi (0.54 kg/cm <sup>2</sup> )	11.3 psi (0.79 kg/cm <sup>2</sup> )
<b>Drive Speed</b>	0.87 mph (1.4 km/h)	0.8 mph (1.3 km/h)	0.8 mph (1.3 km/h)	0.7 mph (1.2 km/h)	0.8 mph (1.3 km/h)
<b>Gradeability</b>	28%	28%	28%	28%	28%
<b>Gasoline Engine</b>	Honda iGX390 11.7 hp (8.7 kW)	Honda iGX390 11.7 hp (8.7 kW)	Diesel Kubota Z602 19.5 hp (14.5 kW)	Diesel Kubota D902 21.6 hp (16.1 kW)	Diesel Kubota D902 21.6 hp (16.1 kW)
<b>Electric System (Optional)</b>	100Ah 36V Lithium-Ion	100Ah 48V Lithium-Ion	100Ah 72V Lithium-Ion	100Ah 76V Lithium-Ion	150Ah 76V Lithium-Ion
<b>Fuel Tank Capacity (Diesel)</b>	1.4 gal. (5.3 L)	1.5 gal. (5.9 L)	1.5 gal. (5.9 L)	6.6 gal. (25 L)	6.6 gal. (25 L)
<b>AC Motor</b>	120V 60 Hz (1.2 kW)	120V 60 Hz (1.2 kW)	120V 60 Hz (1.2 kW)	120V 60 Hz (1.2 kW)	120V 60 Hz (1.2 kW)
<b>Outrigger Pad Diameter</b>	11.8"	11.8"	11.8"	11.8"	15.7"

\*Certain options or country standards increase weight.



<< go back

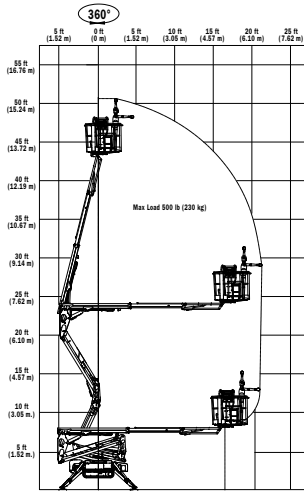
Compact Crawler Booms  
BOOM LIFTS

**AERIAL  
TITANS**

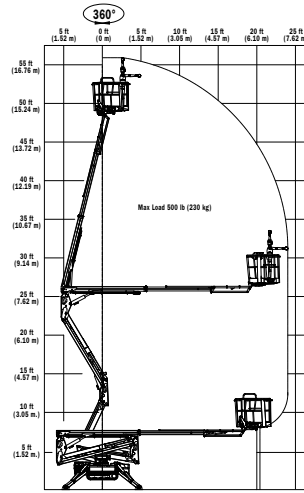
866-874-0584

WWW.AERIALTITANS.COM

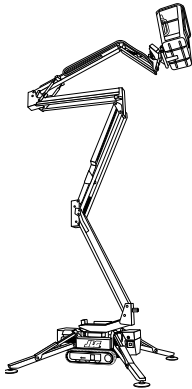
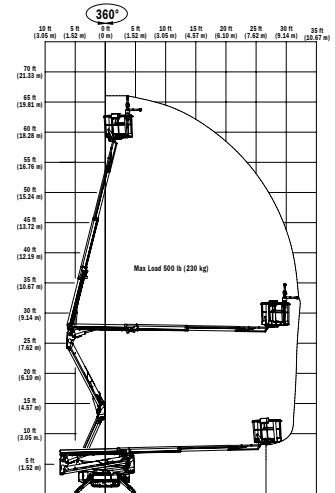
X430AJ



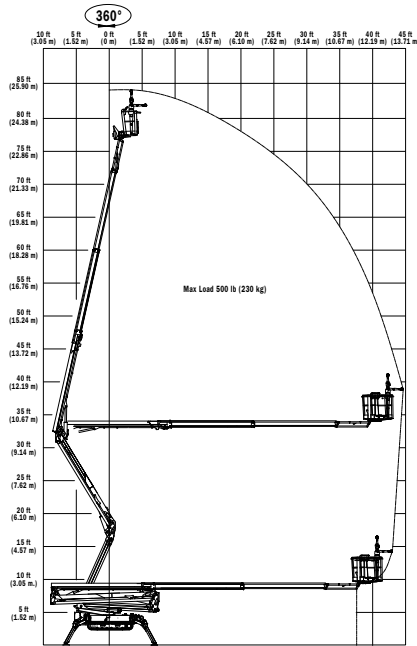
X500AJ



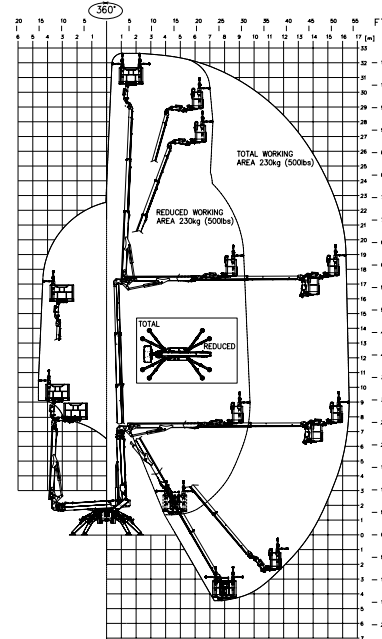
X600AJ



X770AJ



X1000AJ



**Main Features**

- Optional Lithium-ion power available
- One-touch outrigger leveling
- 110V-AC receptacle in platform
- Standard air/water line
- Patented quick connect platform
- Large Teflon outrigger pads
- LCD panel provides onboard diagnostics
- SkyGuard®
- Fork Pockets and Lift Hooks
- Caster Platform Wheels
- Fully Synthetic Biodegradable Hydraulic Fluid
- Optional Beacon Light

**JLG Industries, Inc.**  
1 JLG Drive  
McConnellsburg, PA 17233-9533  
Telephone 717-485-5161  
Toll-free in US 877-JLG-LIFT  
Fax 717-485-6417  
[www.jlg.com](http://www.jlg.com)  
An Oshkosh Corporation Company

**AERIAL  
TITANS**  
866-874-0584  
WWW.AERIALTITANS.COM

