



Self-Propelled Telescopic Booms

SX-105 XC™ & SX-125 XC™

Specifications

Models	SX-105 XC™		SX-125 XC™	
	US	Metric	US	Metric
Measurements				
Working height maximum*	111 ft	34 m	131 ft	40.1 m
Platform height maximum	105 ft	32 m	125 ft	38.1 m
Horizontal reach maximum	80 ft	24.38 m	80 ft	24.38 m
Below ground reach	8 ft 10 in	2.69 m	8 ft 10 in	2.69 m
A Platform length - 8 ft model	3 ft	0.91 m	3 ft	0.91 m
Platform length - 6 ft model	2 ft 6 in	0.76 m	2 ft 6 in	0.76 m
B Platform width - 8 ft model	8 ft	2.44 m	8 ft	2.44 m
Platform width - 6 ft model	6 ft	1.83 m	6 ft	1.83 m
C Height - stowed	10 ft	3.05 m	10 ft	3.05 m
D Length - stowed	46 ft 9 in	14.25 m	46 ft 9 in	14.25 m
Length - transport (jib tucked under)	40 ft	12.19 m	40 ft	12.19 m
E Width - axles retracted	8 ft 2 in	2.49 m	8 ft 2 in	2.49 m
Width - axles extended	12 ft 11 in	3.94 m	12 ft 11 in	3.94 m
F Wheelbase	13 ft 6 in	4.11 m	13 ft 6 in	4.11 m
G Ground clearance - center	15 in	38.1 cm	15 in	38.1 cm

Productivity

Maximum lift capacity - unrestricted	660 lb	300 kg	660 lb	300 kg
- restricted	1,000 lb	454 kg	1,000 lb	454 kg
Platform rotation	160°		160°	
Vertical jib rotation - up/down	133°		135°	
Turntable rotation	360° continuous		360° continuous	
Turntable tailswing - axles retracted	1 ft 10 in	0.56 m	1 ft 10 in	0.56 m
- axles extended	3 ft 4 in	1.02 m	3 ft 4 in	1.02 m
Drive speed - stowed	3.0 mph	4.9 km/h	3.0 mph	4.9 km/h
- raised (below 125 ft)	0.38 mph	0.6 km/h	0.38 mph	0.6 km/h
Gradeability - stowed**	40%		40%	
Tilt sensor activation	front to back: 4.5° and side to side: 3°			
Turning radius - axle retracted: inside	26 ft 4 in	8.03 m	26 ft 4 in	8.03 m
outside	32 ft 8 in	9.96 m	32 ft 8 in	9.96 m
Turning radius - axle extended: inside	9 ft 6 in	2.9 m	9 ft 6 in	2.90 m
outside	20 ft 3 in	6.17 m	20 ft 3 in	6.17 m
Controls	12 V DC proportional			
Tires - RT lug	385/75 D22.5 16 ply HD FF		445D50/710 HD	

Power

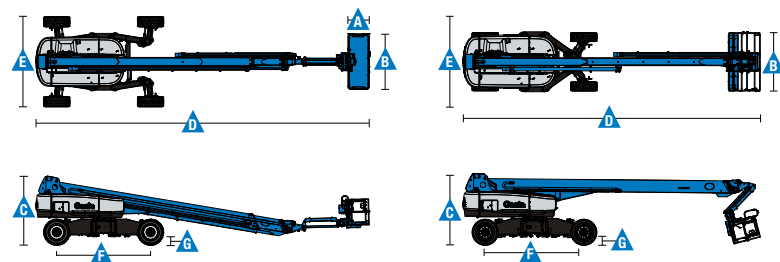
Power source	74 hp (55 kW) Deutz turbo diesel, Tier 4f, 2.9 L			
Auxiliary power unit	12 V DC		12 V DC	
Hydraulic tank capacity	55 gal	208 L	55 gal	208 L
Fuel tank capacity	40 gal	151 L	40 gal	151 L

Weight***

4WD	42,549 lb	19,300 kg	45,636 lb	20,700 kg
-----	-----------	-----------	-----------	-----------

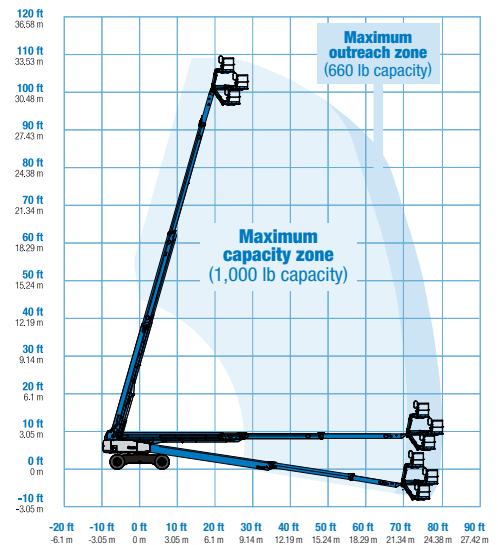
Standards Compliance

ANSI A92.20, CSA B354.6, GB 25849, EN 280, AS/NZS 1418.10

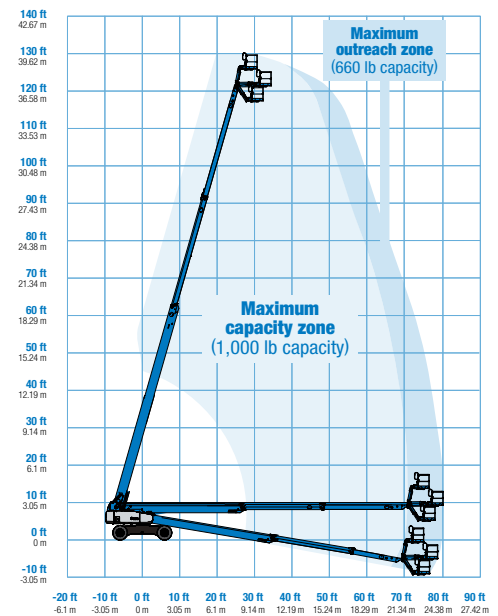


www.genielift.com

Range Of Motion SX-105 XC™



Range Of Motion SX-125 XC™



AERIAL TITANS

866-874-0584

WWW.AERIALTITANS.COM



Self-Propelled Telescopic Booms

SX-105 XC™ & SX-125 XC™

Features

Standard Features	Easily Configured To Meet Your Needs	Options & Accessories
-------------------	--------------------------------------	-----------------------

Measurements

SX-105 XC™

- 111 ft (34 m) working height
- 80 ft (24.38 m) horizontal reach
- 660 lb (300 kg) unrestricted and 1,000 lb (454 kg) restricted lift capacity

SX-125 XC™

- 131 ft (40.10 m) working height
- 80 ft (24.38 m) horizontal reach
- 660 lb (300 kg) unrestricted and 1,000 lb (454 kg) restricted lift capacity

Productivity

- Mini XChassis™ extendable axles
- 5 ft (1.52 m) jib boom
- Self-leveling platform
- 160° hydraulic platform rotation
- Proportional joystick controls
- Hydraulic oil cooler
- Drive enable
- AC power in the platform
- Horn
- Hour meter
- 360° continuous turntable rotation
- Positive traction 4WD
- Two speed wheel motors
- Four wheel high angle steer
- Four steering modes: front, rear, crab and coordinated
- On board full diagnostics and engine monitoring display
- Lift Tools™ Work Tray
- Platform load sense system
- Entry toeboard
- Lift Connect™ Telematics
- Lift Guard™ Contact Alarm
- Light package
- Lockable platform control box cover
- Alarm package: flashing beacon, descent, travel and tilt alarms

Power

- 12 V DC auxiliary power
- Auto engine fault protection
- Swing out engine tray
- Welder Ready 12 kW Generator

Platform Options

- Steel 6 ft (1.83 m) platform with side swing gate
- 8 ft (2.44 m) tri-entry platform with side swing gate (standard)

Drive/Steer

- 4WD (standard)
- 4WS (standard)

Engine Options

- 74 hp (55 kW) Deutz turbo diesel, Tier 4f, 2.9 L

Tires

- Rough terrain foam-filled (standard)

Productivity Options

- Lift Guard Platform Mesh - Half
- Lift Guard Platform Mesh - Full
- Lift Guard Platform Mesh - Screen (8ft platform only)
- Platform top auxiliary rail
- Hostile environment kit
- Thumb rocker steer
- Pipe cradle (pair)**
- Panel cradle package
- Operator Protective Structure**
- Fall Arrest Bar

Power Options

- Cold weather kit
- Diesel scrubber/catalytic muffler***
- Intake air pre-cleaner
- Positive air shutoff system (Deutz engine only)



<< go back

AERIAL TITANS
866-874-0584
WWW.AERIALTITANS.COM

Genie United States

6464 185th Ave. NE
 Redmond, WA 98052
 Telephone +1 (425) 881-1800
 Toll Free in USA/Canada +1 (800)-536-1800
 Fax +1 (425) 883-3475

Distributed By:

Effective Date: December, 2019. Product specifications and prices are subject to change without notice or obligation. The photographs and/or drawings in this document are for illustrative purposes only. Refer to the appropriate Operator's Manual for instructions on the proper use of this equipment. Failure to follow the appropriate Operator's Manual when using our equipment or to otherwise act irresponsibly may result in serious injury or death. The only warranty applicable to our equipment is the standard written warranty applicable to the particular product and sale and we make no other warranty, express or implied. Products and services listed may be trademarks, service marks or trade names of Terex Corporation and/or their subsidiaries in the USA and many other countries. Terex, Genie and AWP are registered trademarks of Terex Corporation or its subsidiaries. © 2019 Terex Corporation.