



Self-Propelled Telescopic Booms

S[®]-60 XC[™], S-65 XC, S-60 TraX[™] & S-65 TraX

Specifications

Models	S-60 XC & S-60 TraX		S-65 XC & S-65 TraX	
Measurements	US	Metric	US	Metric
Working height maximum*	66 ft	20.29 m	71 ft	21.81 m
Platform height maximum	60 ft	18.29 m	65 ft	19.81 m
Horizontal reach maximum	48 ft 7 in	14.80 m	54 ft 2 in	16.51 m
Below ground reach	5 ft 5 in	1.65 m	8 ft 8 in	2.65 m
A Platform length - 8 ft model	3 ft	0.91 m	3 ft	0.91 m
Platform length - 6ft model	2 ft 6 in	0.76 m	2 ft 6 in	0.76 m
B Platform width - 8 ft model	8 ft	2.44 m	8 ft	2.44 m
Platform width - 6ft model	6 ft	1.83 m	6 ft	1.83 m
C Height - stowed (tires)	9 ft 2 in	2.80 m	9 ft 3 in	2.81 m
- stowed (TraX)	9 ft 2 in	2.80 m	9 ft 3 in	2.81 m
D Length - stowed (tires)	28 ft 7 in	8.71 m	32 ft	9.76 m
- stowed (TraX)	28 ft 7 in	8.71 m	32 ft	9.76 m
- stowed (jib tucked under)	-	-	25 ft 7 in	7.80 m
E Width (tires)	8 ft 2 in	2.49 m	8 ft 2 in	2.49 m
(TraX)	8 ft 5-11/16 in	2.58 m	8 ft 5-11/16 in	2.58 m
F Wheelbase	8 ft 2 in	2.50 m	8 ft 2 in	2.50 m
G Ground clearance - center (tires)	16.3 in	0.41 m	16.3 in	0.41 m
- center (TraX)	16.3 in	0.41 m	16.3 in	0.41 m

Productivity

Maximum lift capacity - unrestricted	660 lb	300 kg	660 lb	300 kg
- restricted	1,000 lb	454 kg	1,000 lb	454 kg
Platform rotation	160°	160°	160°	160°
Vertical jib rotation - up/down	-	-	133° (+ 79° / -54°)	
Turntable rotation	360° continuous		360° continuous	
Turntable tailswing	4 ft 7.5 in	1.41 m	4 ft 7.5 in	1.41 m
Drive speed - stowed (tires)	3.0 mph	4.8 km/h	3.0 mph	4.8 km/h
- stowed (TraX)	2.3 mph	3.7 km/h	2.3 mph	3.7 km/h
- raised/extended (tires)	1 ft/s	0.3 m/s	1 ft/s	0.3 m/s
- raised/extended (TraX)	0.7 ft/s	0.2 m/s	0.7 ft/s	0.2 m/s
Gradeability - stowed**	45%		45%	
Tilt sensor activation	front to back: 7° and side to side: 5°			
Turning radius - inside (tires)	7 ft 9 in	2.40 m	7 ft 9 in	2.40 m
- inside (TraX)	11 ft 5 in	3.48 m	11 ft 5 in	3.48 m
Turning radius - outside (tires)	18 ft 2 in	5.50 m	18 ft 2 in	5.50 m
- outside (TraX)	21 ft 4 in	6.50 m	21 ft 4 in	6.50 m
Controls	12 V DC proportional		12 V DC proportional	
Tires - RT foam filled	355/55D 625		355/55D 625	
TraX - Track system	Vermeer Track System		Vermeer Track System	
Ground pressure - tires	90 psi	620 kPa	90 psi	620 kPa
Ground pressure - TraX	23 psi	158 kPa	23 psi	158 kPa

Power

Power source (tires)	48 hp (35.79 kW) Deutz diesel T4f D2.9L4			
	49 hp (36.54 kW) Perkins turbo diesel T4f 404F-E22T			
	60 hp (44.74 kW) Ford gas/LPG MSG425			
	74 hp (55.18 kW) Deutz Turbo Diesel T4f TD2.9L4			
Auxiliary power unit	12 V DC			
Hydraulic tank capacity	40 gal	151 L	40 gal	151 L
Fuel tank capacity - diesel	35 gal	132 L	35 gal	132 L
- gas	30 gal	114 L	30 gal	114 L

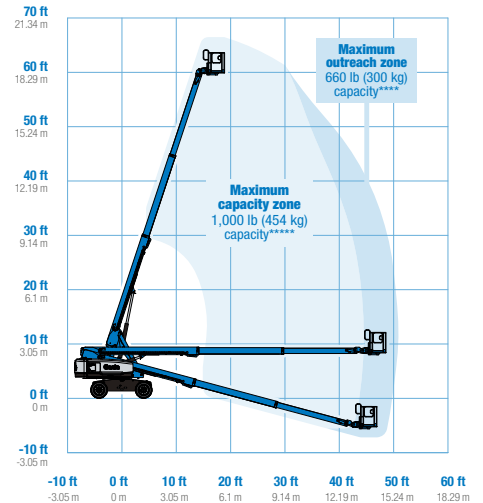
Weight***

Tires	22,930 lb	10,401 kg	25,160 lb	11,412 kg
Trax	26,840 lb	12,174 kg	29,000 lb	13,154 kg

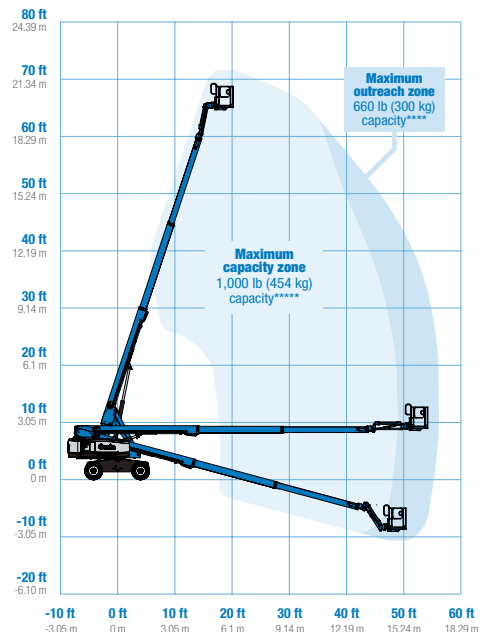
Standards Compliance

ANSI A92.20, CSA B354.6, GB 25849, EN 280, AS/NZS 1418.10

Range Of Motion S-60 XC & S-60 TraX



Range Of Motion S-65 XC & S-65 TraX



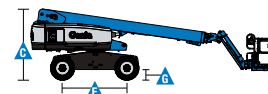
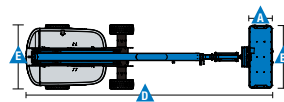
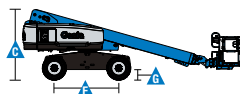
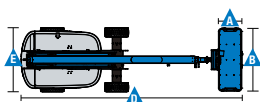
* The metric equivalent of working height adds 2 m to platform height. U.S. adds 6 ft to platform height.

** Gradeability applies to driving on slopes, see operator's manual for details regarding slope ratings.

*** Weight will vary depending on slope, see operator's manual for details regarding slope ratings.

**** S-60 & S-65 XC only - No operation in this zone with optional 4m (13.1 ft) platform only

***** S-60 & S-60 XC only - 600 lb (272 kg) capacity with optional 4m (13.1 ft) platform only



<< go back



Self-Propelled Telescopic Booms

S[®]-60 XC[™], S-65 XC, S-60 TraX[™] & S-65 TraX

Features

Standard Features	Easily Configured To Meet Your Needs	Options & Accessories
-------------------	--------------------------------------	-----------------------

Measurements

S-60 XC & S-60 TraX

- 66 ft (20.29 m) working height
- 48 ft 7 in (14.80 m) horizontal reach
- 660 lb (300 kg) unrestricted and 1,000 lb (454 kg) restricted lift capacity

S-65 XC & S-65 TraX

- 71 ft (21.81 m) working height
- 54 ft 2 in (16.51 m) horizontal reach
- 660 lb (300 kg) unrestricted and 1,000 lb (454 kg) restricted lift capacity

Productivity

- Self-leveling platform
- 160° hydraulic platform rotation
- Proportional joystick controls
- Fuel select switch on platform and ground control panels (Gas/LPG models)
- Active oscillation
- Flashing beacon and travel alarm
- Drive enable
- AC power cord to platform
- Horn
- Hour meter
- Tilt alarm
- Descent alarm
- 360° continuous turntable rotation
- Positive traction drive
- Two speed wheel motors
- Platform Load sense system
- Entry Toeboard
- Hydraulic oil cooler
- Alarm package
- Lift Tools[™] Work Tray
- Lift Connect[™] Telematics
- Lift Guard[™] Contact Alarm

Power

- 12 V DC auxiliary power
- Anti-restart engine protection
- Auto engine fault shutdown
- Swing out engine tray
- Engine gauge package

Drive Options

- 4WD
- Intake air heater (Deutz engine)

Platform Options

- Steel 8 ft (2.44 m) tri entry with side swing gate (standard)
- Steel 6 ft (1.83 m) dual entry with side swing gate

Jib Options

- Non-jib (S-60 XC and S-60 TraX)
- 5 ft (1.52 m) jib boom (S-65 XC and S-65 TraX only)

Engine Options

- 48 hp (35.79 kW) Deutz diesel T4f D2.9L4
- 49 hp (36.54 kW) Perkins turbo diesel T4f 404F-E22T
- 60 hp (44.74 kW) Ford gas/LPG MSG425
- 74 hp (55.18 kW) Deutz turbo diesel T4f TD2.9L4

Tire Options

- Rough terrain foam-filled (standard)
- Rough terrain non-marking foam-filled
- TraX (Vermeer track system)

Productivity Options

- Lift Guard Platform Mesh - Half
- Lift Guard Platform Mesh - Full
- Lift Guard Platform Mesh - Screen (8ft platform only)
- Platform top auxiliary rail
- Lift Power[™]
 - 3 kW AC Generator
 - 12 kW 240 V / 60 Hz Welder Ready package
 - 7kw Welder Ready package
 - 12 kW Welder Equipped, Select Lincoln or Miller (12 kW options include a fire extinguisher and fireproof sleeves)
- Lift Tools Access Deck*
- Lift Tools Expo Installer*
- Air line to platform
- Specialty hydraulic oil (cold weather, fire resistant, or biodegradable)
- Hostile environment kit
- Deluxe hostile environment kit
- Aircraft protection package (6 ft platform)
- Thumb rocker steer
- Panel cradle package
- Lockable platform control box covers
- Second battery
- Tow package
- Work lights package (2 on chassis, 2 on platform)
- Fall Arrest Bar

Power Options

- Engine gauge package***
- Cold Weather Packages
- Diesel scrubber/muffler (catalytic muffler)****
- LPG tank 33.5 lb (15.19 kg) capacity
- Intake air pre-cleaner****
- Positive air shutoff system (Deutz engine only)

* Also available as Tier 4i in limited regions
 ** Available only with Track system option
 *** Available only with Ford engine
 **** Available only with Tier 4i diesel engines
 ***** Available through aftermarket parts only



Genie United States

6464 185th Ave. NE
 Redmond, WA 98052
 Telephone +1 (425) 881-1800
 Toll Free in USA/Canada +1 (800)-536-1800
 Fax +1 (425) 883-3475

Distributed By:

<< go back

AERIAL TITANS

866-874-0584

WWW.AERIALTITANS.COM

www.genielift.com

Effective Date: December, 2019. Product specifications and prices are subject to change without notice or obligation. The photographs and/or drawings in this document are for informational purposes only. Failure to follow the appropriate Operator's Manual when using our equipment or to otherwise act irresponsibly with our equipment is the standard written warranty applicable to the particular product and sale and we make no other warranty, express or implied. Products and services listed are sold by Genie, Aerial Lifts, and AWP and their subsidiaries in the USA and many other countries. Terex, Genie and AWP are registered trademarks of Terex Corporation or its subsidiaries. © 2019 Terex Corporation