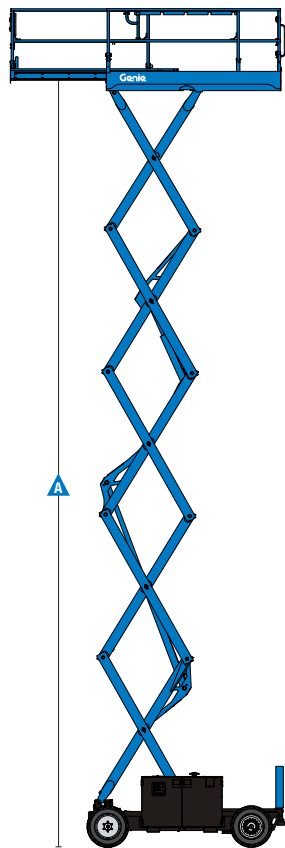
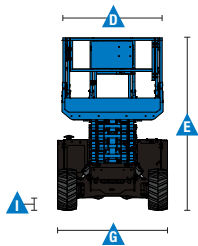
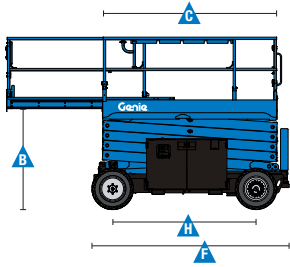




Self-Propelled Scissor Lifts

GS™ -2669 RT, GS-3369 RT, GS-4069 RT

Specifications



Models	GS-2669 RT		GS-3369 RT		GS-4069 RT	
Measurements	US	Metric	US	Metric	US	Metric
Working height maximum ¹	32 ft	10 m	39 ft	11.9 m	46 ft	14.3 m
A Platform height maximum	26 ft 2 in	8.0 m	32 ft 8 in	9.96 m	40 ft 3 in	12.3 m
B Platform height - stowed	4 ft 10 in	1.47 m	4 ft 10 in	1.47 m	5 ft 5 in	1.65 m
C Platform length - outside	9 ft 2in	2.79 m	9 ft 2in	2.79 m	9 ft 2in	2.79 m
extended	14 ft 2 in	4.32 m	14 ft 2 in	4.32 m	14 ft 2 in	4.32 m
Slide-out platform extension deck	5 ft	1.52 m	5 ft	1.52 m	5 ft	1.52 m
D Platform width - outside	5 ft 3 in	1.6 m	5 ft 3 in	1.6 m	5 ft 3 in	1.6 m
Toeboard height	6 in	0.15 m	6 in	0.15 m	6 in	0.15 m
E Height - stowed ²	8 ft 6 in	2.59 m	8 ft 6 in	2.59 m	9 ft	2.74 m
rails lowered	6 ft 3.5 in	1.92 m	6 ft 3.5 in	1.92 m	6 ft 10 in	2.08 m
A Length - stowed	10 ft 3 in	3.12 m	10 ft 3 in	3.12 m	10 ft 3 in	3.12 m
platform extended	14 ft 9 in	4.5 m	14 ft 9 in	4.5 m	14 ft 9 in	4.5 m
with outriggers	12 ft 4 in	3.76 m	12 ft 4 in	3.76 m	12 ft 4 in	3.76 m
G Width	5 ft 9 in	1.75 m	5 ft 9 in	1.75 m	5 ft 9 in	1.75 m
H Wheelbase	7 ft 6 in	2.29 m	7 ft 6 in	2.29 m	7 ft 6 in	2.29 m
I Ground clearance - center	9.5 in	0.24 m	9.5 in	0.24 m	9.5 in	0.24 m

Productivity

Maximum platform occupancy (in/out)	4/4		4/2		3/2	
Lift capacity	1,500 lbs	680 kg	1,000 lbs	454 kg	800 lbs	363 kg
Extension deck capacity	300 lbs	136 kg	300 lbs	136 kg	300 lbs	136 kg
Drive height	full height		full height		full height	
Drive speed - stowed	3.5 mph	5.6 km/h	3.5 mph	5.6 km/h	3.5 mph	5.6 km/h
Drive speed - raised	0.3 mph	0.5 km/h	0.3 mph	0.5 km/h	0.3 mph	0.5 km/h
Gradeability - stowed ³	40%		35%		35%	
Tilt sensor activation - front to back	3°		3°		3°	
- side to side	2°		2°		2°	
Maximum outrigger leveling:	front/back uphill		5.3° / 4.2°			
side to side			11.7°			
Turning radius - inside	83 in	2.11 m	83 in	2.11 m	83 in	2.11 m
Turning radius - outside	181.2 in	4.6 m	181.2 in	4.6 m	181.2 in	4.6 m
Raise/lower speed	34 / 31 sec		39 / 29 sec		61 / 28 sec	
Controls	proportional					
Drive	four wheel					
Tires - rough terrain	12 x26 in	30 x 66 cm	12 x 26 in	30 x 66 cm	12 x 26 in	30 x 66 cm

Power

Power source	PSI (GM) .998L gas/LPG Kubota D-1105 Tier 4f diesel 24.8 hp					
Fuel tank capacity	10 gal	37.9 L	10 gal	37.9 L	10 gal	37.9 L
Hydraulic system capacity	18 gal	68.1 L	18 gal	68.1 L	18 gal	68.1 L

Weight⁴ / Floor Loading⁵

Weight - ANSI, CSA	7,295 lbs	3,309 kg	7,895 lbs	3,490 kg	10,357 lbs	4,697 kg
- with outriggers	8,160 lbs	4,066 kg	8,560 lbs	3,882 kg	11,222 lbs	5,039 kg
Tire load, maximum	2,891 lb	1,311 kg	3,058 lb	1,387 kg	3,816 lb	1,731 kg
Tire contact pressure	71.9 psi	496 kPa	76.1 ps	524 kPa	94.9 psi	654 kPa
Occupied floor pressure	173 psf	8.3 kPa	172 psf	8.22 kPa	214 psf	10.25 kPa

Standards Compliance

ANSI A92.20, CSA B354.6, CE EN280, AS 1418.10

¹ The metric equivalent of working height adds 2 m to platform height. U.S. adds 6 ft to platform height.

² Based on RT tires; deduct 2 in (5.8 cm) for turf and non-marking tires.

³ Gradeability applies to driving on slopes. Gradeability may vary depending on the weight of options installed on machine. See operator's manual for details regarding slope ratings.

⁴ Weight varies depending on options and country standards.

⁵ Note: Floor loading information is approximate and does not incorporate different option configurations. It should be used only with adequate safety factors.

AERIAL TITANS

866-874-0584

WWW.AERIALTITANS.COM



Self-Propelled Scissor Lifts

GS™ -2669 RT, GS-3369 RT, GS-4069 RT

Features

Standard Features

Measurements

GS-2669 RT

- 32 ft 2 in (10 m) working height
- Up to 1,500 lbs (680 kg) lift capacity

GS-3369 RT

- 39 ft (11.96 m) working height
- Up to 1,000 lbs (454 kg) lift capacity

GS-4069 RT

- 46 ft 3 in (14.3 m) working height
- Up to 800 lbs (363 kg) lift capacity

Productivity

- Drive at full height
- 110 x 63 in (2.79 x 1.6m) steel frame platform with replaceable aluminum diamond plate deck
- 60 in (1.52 m) extension deck
- Folding rails
- Proportional lift and drive
- Platform load sense system
- Platform control guard
- AC power to platform
- Full height swing gate
- 4WD
- Front oscillating axle
- Positive traction control
- Four-wheel braking
- Swing-out engine tray
- Foam-filled rough terrain tires
- Tilt level sensor with audible alarm
- Descent alarm
- Horn
- Hour meter
- Motion alarm
- Lift Connect™ Telematics

Power

- 24.8 hp Kubota Tier 4f D1105 diesel

Options & Accessories

Productivity

- Automatic leveling hydraulic outriggers
- Air line to platform
- Foam filled non-marking rough terrain tires 12 x 26 in (30 x 66 cm)
- Biodegradable hydraulic oil
- High float foam filled tires (GS-2669, GS-3369 ANSI only)
- Dual flashing LED beacons
- Platform control guard

Power Options

- AC, 3000 Watt generator (110 V/60 Hz or (240 V/50 Hz), (includes hydraulic oil cooler)
- Cold weather package
- PSI (GM) .998L dual fuel with LPG tank



<< go back

AERIAL TITANS
866-874-0584
WWW.AERIALTITANS.COM

Genie United States

6464 185th Ave. NE
 Redmond, WA 98052
 Telephone +1 (425) 881-1800
 Toll Free in USA/Canada +1 (800)-536-1800
 Fax +1 (425) 883-3475

Distributed By:

Effective Date: November, 2019. Product specifications and prices are subject to change without notice or obligation. The photographs and/or drawings in this document are for illustrative purposes only. Refer to the appropriate Operator's Manual for instructions on the proper use of this equipment. Failure to follow the appropriate Operator's Manual when using our equipment or to otherwise act irresponsibly may result in serious injury or death. The only warranty applicable to our equipment is the standard written warranty applicable to the particular product and sale and we make no other warranty, express or implied. Products and services listed may be trademarks, service marks or trade names of Terex Corporation and/or their subsidiaries in the USA and many other countries. Terex, Genie and AWP are registered trademarks of Terex Corporation or its subsidiaries. © 2019 Terex Corporation.